

A homebrew Desk Stand for the ICOM IC-705

Matthias, DD1US, December 1st 2020, rev 1.0


Last week I could not resist a “Black Friday” offer and bought an ICOM IC-705 transceiver. I was hesitating for some time whether to buy it, as this transceiver does not support full-duplex operation and is thus not suited for satellite communications. However, it makes a nice radio for portable use, especially as the IF-transceiver in combination with SHF transverters.




The radio is quite handy but, in my opinion, it needs a desk stand for the following reasons:



- Make the display easier to read by tilting it slightly upwards.
- Allow a more convenient access to the tuning wheel and the buttons by raising the transceiver a bit up from the surface it stands on (e.g. the table in the Shack). I found 4-6cm is the sweet spot for me.
- Avoid moving the IC-705 when operating it, especially when using the touch screen or pressing a button.

There are some ready-built solutions available from ICOM and 3rd parties but I decided to build something myself from parts out of my scrap-box. Actually, I built two different desk stands which I will describe below.

The first desk stand is made with an adjustable bracket which is attached to an aluminum plate. The adjustable bracket is lined with some rubber and the IC-750 is attached with four M4 screws in its bottom. To avoid sliding the base plate on my desk I attached four rubber feet to it.









The second desk stand is made from an old aluminum heatsink. The top of the heatsink is lined with felt. The bottom of the ICOM IC-750 is attached with a single 1/4" screw (like used for photo tripods). Finally four rubber feet were glued to the bottom of the heatsink which avoids that the setup is sliding on the desk when operating the rig.







So, what is my preferred solution?

The first desk stand is more lightweight and weighs only 195g. The second stand is more massive and has a weight of 680g. For portable operations, where I might have to carry the equipment on a very long distance, possibly the weight saving of almost 500g might make a difference. In my normal operational conditions, where I transport my complete portable SHF setup with my car close to the site where I operate the station, it is not really too critical whether the setup comprised of the rig and the desk stand has a total weight of 1360g or 1845g.

The second desk stand is much more rugged. The transceiver is attached to the desk stand with its whole bottom side and even though only one screw is used it is firmly fixed to it. The setup with the stand and the transceiver does not move or shake at all, whether turning the tuning wheel, pressing a button or using the touchscreen.

Therefore, I like the second solution more.

I always appreciate feedback. Many thanks in advance.

Best regards

Matthias DD1US

Email: DD1US@AMSAT.ORG

Homepage: <http://www.dd1us.de>